

EBA 1126

Innovative, compact desktide shredder
with EASY-Touch for intuitive operation

max.
13
sheets

← **22 cm** →

Level P-2 4 mm strip cut (S)

Sheet capacity*: 11-13 | 9-11

Level P-4 3 x 25 mm particle cut (C)

Sheet capacity*: 6-7 | 5-6

Level P-5 2 x 15 mm particle cut (C)

Sheet capacity*: 4-5 | 3-4

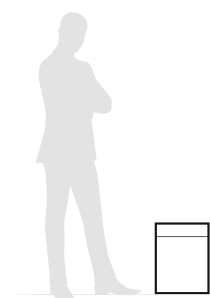


* A4 paper 70 g/m² | 80 g/m²

Technical specifications

Volume	20 litres (shred bin)
Power	230 V / 50 Hz**
Motor capacity	200 Watt single phase motor

** other voltages available



Dimensions	428 x 345 x 213 mm (H x W x D)
Weight	6.5 kg (S) / 7.5 kg (C)

Product characteristics

Easy-to use desktide shredder for environmentally conscious users. EASY-Touch multifunction switch element for stand-by / stop (off) / reverse with integrated optical signals for the operational status of the shredder. Photo cell controlled auto-matic start and stop. Automatic reverse and power cut-off. ZERO ENERGY standby mode: complete, automatic disconnection from power supply after 15 minutes. Transparent safety flap in the feed opening as additional safety element. Quiet, powerful and energy-efficient single phase motor. Double motor protection. High-quality, paper clip proof cutting shafts from special hardened steel with lifetime guarantee. Attractive shred bin from impact-resistant plastic. Practical handle for lifting off the shredder unit from the bin. Magnetic switch for automatic stop if the shredder unit is removed from the shred bin (1126 C).

EBA

WWW.EBA.DE


EBA 1126

Features




SOLID STEEL CUTTING SHAFTS

Robust and durable: high-quality paper clip proof cutting shafts with lifetime guarantee under conditions of fair wear and tear.



SAFETY FLAP

The safety flap in the feed opening is an additional safety element to keep fingers, ties or other objects away from the cutting shafts.



EASY-TOUCH MULTIFUNCTION SWITCH

Easy operation is guaranteed with the EASY-Touch multifunction switch for stand-by / stop (off) / reverse and optical signals for the operational status of the shredder.



PRACTICAL HANDLE

A practical handle is integrated into the design for lifting off the shredder unit from the shred bin when full.



www.blauer-engel.de/uz174

EBA